

If V-Go[®] irritates your skin or leaves residue...



Skin irritation

If the area of skin around V-Go is red and sore to the touch, it may be irritated. There are a number of skin barrier products available to help prevent irritation and/or to treat sensitivity problems.

Skin may become irritated by the adhesive pad on V-Go or by the way V-Go is positioned on your skin.



Your doctor may be able to recommend prescription products for your specific situation.



Infections at the application site may also occur. If you experience redness, irritation, or inflammation around V-Go (specifically at the end closest to the needle), immediately replace V-Go with a new one on a different body site. **Contact your doctor or healthcare professional for the best way to treat infection and irritation**, especially if the inflamed site appears bigger than a dime.

Products that may help prevent irritation

- Cavilon[™] No Sting Barrier Film
- IV Prep[™]
- Tegaderm[™] (skin barrier)



Adhesive residue


- You might try using a skin barrier product to protect your skin before applying V-Go
- Ensure any prior residue is removed before applying a new V-Go

Products that may help remove adhesive residue

- Detachol[®] Adhesive Remover
- Remove[™] (Smith & Nephew)
- Uni-Solve[™]
- Oil (baby, olive, coconut)
- Petroleum jelly (Vaseline[®])



Before applying V-Go, apply alcohol or an antiseptic skin cleanser to provide a clean surface.



If you continue to have questions or concerns, please contact your doctor or V-Go Cares Customer Service at 866-881-1209.



For more information, visit www.go-vgo.com

The products listed are suggestions only. You should consult your healthcare provider before using any of these products. Most are available at online retailers as well as local retail pharmacies. MannKind Corporation has not tested any of these products in connection with the use of V-Go.

mannkind

V-GO, V-GO WEARABLE INSULIN DELIVERY and MANNKIND logo are registered trademarks of MannKind Corporation.

US-VGO-0005 Rev A. 11/2022 © 2022 MannKind Corporation

All trademarks are the property of their respective owners.

Important Safety Information: If regular adjustments or modifications to the basal rate of insulin are required in a 24-hour period, or if the amount of insulin used at meals requires adjustments of less than 2-Unit increments, use of the V-Go Wearable Insulin Delivery device may result in hypoglycemia. The following conditions may occur during insulin therapy with V-Go: hypoglycemia (low blood glucose) or hyperglycemia (high blood glucose). Other adverse reactions associated with V-Go use include skin irritation from the adhesive pad or skin infections at the infusion site. V-Go is magnetic resonance (MR) unsafe and should be removed before having an X-ray, MRI or CT scan.

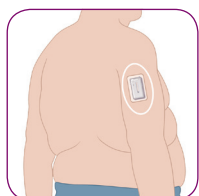
If V-Go[®] is not sticking...



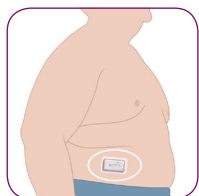
Where to apply V-Go

Getting V-Go to stick starts with proper application.

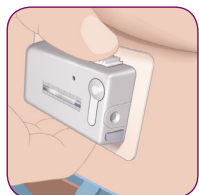
- Choose a location that remains flat when you are sitting down, standing up, or lying down
- Be sure you can see the grey indicator in the viewing window and reach all of the buttons



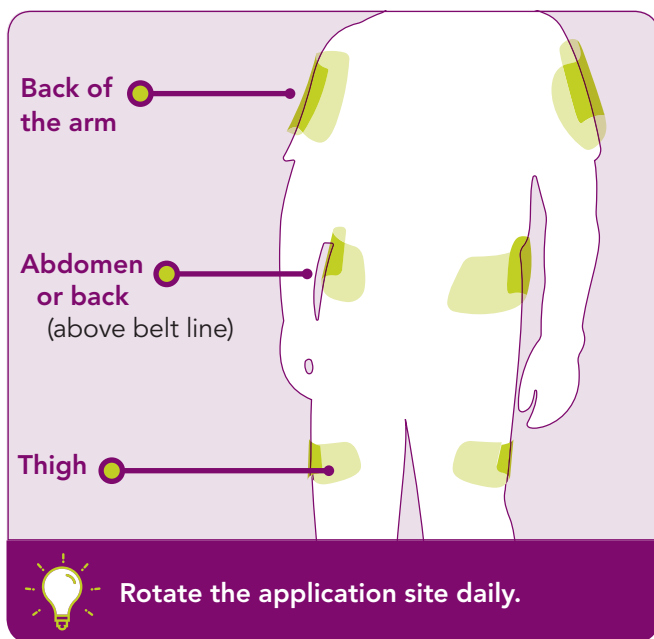
Back of the arm



Abdomen or back (above belt line)

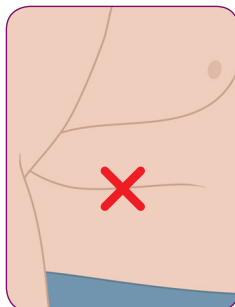


Thigh



Where not to apply V-Go

- On a fold of skin, muscle, or bone
- On excessively scarred, wet, sweaty, or oily skin
- Within a 1-inch radius of your belly button
- In excessively hair-covered locations
- In areas that interfere with clothing or in areas of stretching



Preparing the application site

- Apply alcohol or an antiseptic skin cleanser to provide a clean surface
- Avoid using lotions or creams in the area
- You can try using barrier products to protect skin before applying V-Go



If necessary, shave hair on application site for a smooth surface.



Applying V-Go

- Hold V-Go and remove the liner. Be careful not to touch the sticky side of the adhesive
- Press for 10 seconds and run finger along the edges to secure



Select the application site while sitting; apply V-Go while standing.



Products that may help V-Go stay put

Here are some products that V-Go patients and their healthcare providers have tried that may work for you.

- Cavilon[™] No Sting Barrier Film
- Covidien Webcol[™] Barrier Wipes
- Skin-Tac[™] Adhesive Barrier Liquid or Wipes
- Tegaderm[™] (skin barrier)



Aerosol antiperspirant spray reduces sweating and may help V-Go stick better.



The products listed are suggestions only. You should consult your healthcare provider before using any of these products. Most are available at online retailers as well as local retail pharmacies. MannKind Corporation has not tested any of these products in connection with the use of V-Go.